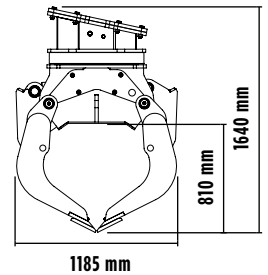
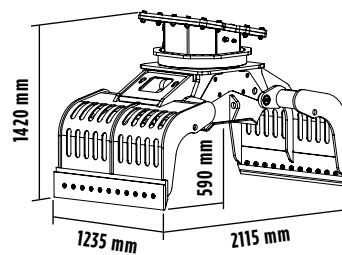


# MB-G1200 S4


**MB**<sup>®</sup>  
THE CRUSHING EVOLUTION



## ACCESSORIES

- RECOMMENDED SPARE PARTS KIT
- FIXED COUPLING
- ROTATION POWER EXTENDER KIT (ROTATION FLOW RATE 40 ÷ 70 L/MIN)
- GRIP IMPROVEMENT KIT
- MULTI-PURPOSE BLADE KIT
- RUBBER PROTECTION KIT
- CLAM SHELL KIT
- 24 MONTHS WARRANTY

## SPECIFICATIONS

EQUIPMENT	 ≥ 18 ≤ 30 Ton
LOAD CAPACITY (CLAWS CLOSED)	0,71 m <sup>3</sup> / 710 L
FLOW DIRECTION	20 ÷ 35 l/min.
OIL FLOW (OPEN/CLOSE)	70 l/min.
PRESSURE OF ROTATION	> 220 bar
PRESSURE (OPEN/CLOSE)	300 ÷ 400 bar
WEIGHT	1,65 Ton
ROTATION	360°



## AREAS OF APPLICATION



URBAN  
CONSTRUCTION  
SITES



PORTS AND  
FREIGHT  
TERMINALS



QUARRIES



RECYCLING AND  
WASTE SORTING  
FACILITY



MOVING AND  
SEPARATING  
MATERIALS



UTILITY  
WORK



LANDSCAPING

The data provided above is not binding, as the manufacturer reserves itself the right to make improvements to its products at any time and with no advance notice. References to excavator weights are approximate and many may be subject to changes.

Rev. 2020 / 07

in f t You Tube you IG

WWW.MBCRUSHER.COM